

# Hard scattering and jets: from pp collisions in the 1970's to Au+Au collisions at RHIC\*

M.J. Tannenbaum<sup>a</sup>

Physics Department, 510c Brookhaven National Laboratory, Upton, NY 11973-5000, USA

Received: 6 January 2005 /

Published online: 15 June 2005 – © Springer-Verlag / Società Italiana di Fisica 2005

**Abstract.** Hard scattering in pp collisions, discovered at the CERN ISR in 1972 by the method of leading particles, proved that the partons of Deeply Inelastic Scattering strongly interacted with each other. Further ISR measurements utilizing inclusive single or pairs of hadrons established that high  $p_T$  particles are produced from states with two roughly back-to-back jets which are the result of scattering of constituents of the nucleons as described by Quantum Chromodynamics (QCD), which was developed during the course of these measurements. These techniques, which are the only practical method to study hard-scattering and jet phenomena in Au+Au central collisions at RHIC energies, are reviewed, with application to present RHIC measurements.

## 1 Introduction

In 1998, at the QCD workshop in Paris, Rolf Baier asked me whether jets could be measured in Au+Au collisions because he had a prediction of a QCD medium-effect on color-charged partons traversing a hot-dense-medium composed of screened color-charges [1]. I told him [2] that there was a general consensus [3] that for Au+Au central collisions at  $\sqrt{s_{NN}} = 200$  GeV, leading particles are the only way to find jets, because in one unit of the nominal jet-finding cone,  $\Delta r = \sqrt{(\Delta\eta)^2 + (\Delta\phi)^2}$ , there is an estimated  $\pi \times \frac{1}{2\pi} \frac{dE_T}{d\eta} \sim 375$  GeV of energy!

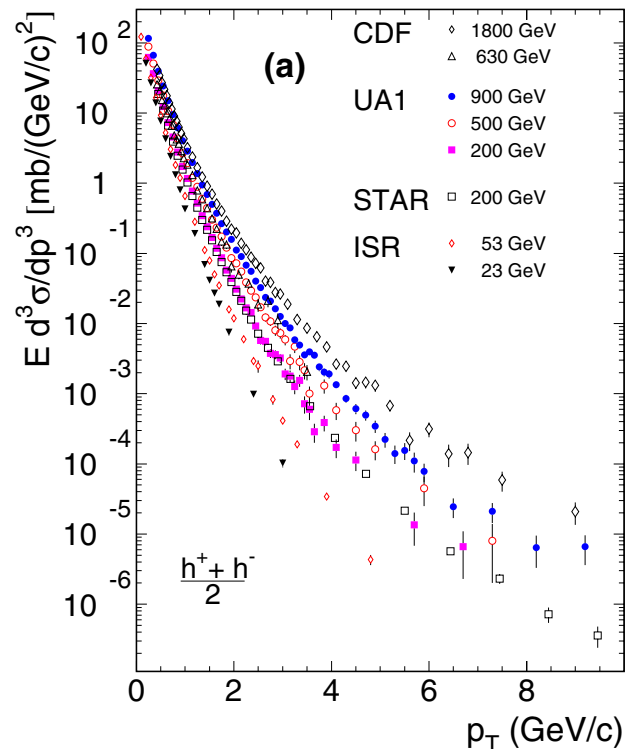
The good news was that hard-scattering in pp collisions had been discovered at the CERN ISR [4–6] by the method of leading particles, before the advent of QCD, and it was proved by single inclusive and two-particle correlation measurements in the period 1972–1982 that high  $p_T$  particles are produced from states with two roughly back-to-back jets which are the result of scattering of constituents of the nucleons as described by QCD, which was developed during this period. The other good news was that the PHENIX detector had been designed to make such measurements and could identify and separate direct single  $\gamma$  and  $\pi^0$  out to  $p_T \geq 30$  GeV/c.

## 2 Systematics of single particle inclusive production in pp collisions

In pp collisions, the invariant cross section for non identified charge-averaged hadron production at  $90^\circ$  in the

\* Research supported by U.S. Department of Energy, DE-AC02-98CH10886.

<sup>a</sup> e-mail: mjt@bnl.gov



**Fig. 1.**  $E d^3 \sigma / dp^3$  vs.  $p_T$  at mid-rapidity as a function of  $\sqrt{s}$  in pp and  $p\bar{p}$  collisions

c.m. system as a function of the transverse momentum  $p_T$  and c.m. energy  $\sqrt{s}$  has a characteristic shape (Fig. 1). There is an exponential ( $e^{-6p_T}$ ) at low  $p_T$ , which depends very little on  $\sqrt{s}$ . This is the soft physics region, where the hadrons are fragments of ‘beam jets’. At higher  $p_T$ , there is a power-law tail which depends very strongly on

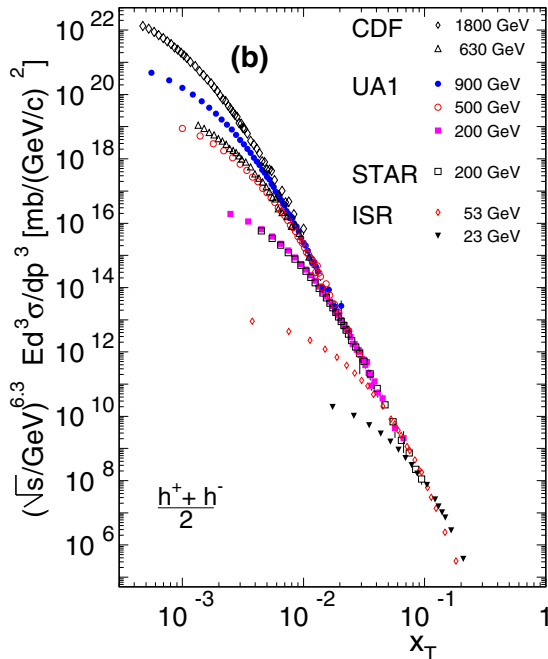
$\sqrt{s}$ . This is the hard-scattering region, where the hadrons are fragments of the high  $p_T$  QCD jets from constituent-scattering.

The hard scattering behavior for the reaction  $p + p \rightarrow C + X$  is easy to understand from general principles proposed by Bjorken and collaborators [7,8] and subsequent authors [9,10]. Using the principle of factorization of the reaction into parton distribution functions for the protons, fragmentation functions to particle  $C$  for the scattered partons and a short-distance parton-parton hard scattering cross section, the invariant cross section for the inclusive reaction, where particle  $C$  has transverse momentum  $p_T$  near mid-rapidity, was given by the general ‘ $x_T$ -scaling’ form [9], where  $x_T = 2p_T/\sqrt{s}$ :

$$E \frac{d^3\sigma}{dp^3} = \frac{1}{p_T^n} F\left(\frac{2p_T}{\sqrt{s}}\right) = \frac{1}{\sqrt{s}^n} G(x_T). \quad (1)$$

The cross section has 2 factors, a function  $F$  ( $G$ ) which ‘scales’, i.e. depends only on the ratio of momenta; and a dimensioned factor,  $p_T^{-n}$  ( $\sqrt{s}^{-n}$ ), where  $n$  gives the form of the force-law between constituents. For QED or Vector Gluon exchange [8],  $n = 4$ , and for the case of quark-meson scattering by the exchange of a quark [9],  $n = 8$ . When QCD is added to the mix [10], pure scaling breaks down and  $n$  varies according to the  $x_T$  and  $\sqrt{s}$  regions used in the comparison,  $n \rightarrow n(x_T, \sqrt{s})$ .

We now know that the characteristic  $\sqrt{s}$  dependence of the high  $p_T$  tail is simply explained by the  $x_T$  scaling of the spectrum, with  $n = 6.3$ , valid in the range  $0.01 \leq x_T \leq 0.1$  relevant to the early RHIC measurements (see Fig. 2) [11]. However, it is worthwhile to note that it took quite some time for  $x_T$  scaling with the value of  $n = 5.1 \pm 0.4$ , consistent with QCD, to be observed



**Fig. 2.** Data from Fig. 1 plotted as  $(\sqrt{s}/\text{GeV})^{6.3} \times E d^3\sigma/dp^3$  vs.  $x_T = 2p_T/\sqrt{s}$

at the CERN-ISR [12]. This was due to the so-called ‘intrinsic’ transverse momentum of partons, the ‘ $k_T$  effect’, which causes a transverse momentum imbalance of the outgoing parton-pairs from hard-scattering, making the jets not exactly back-to-back in azimuth. This was discovered by experimenters [13] and clarified by Feynman and collaborators [14]. The ‘ $k_T$ -effect’ acts to broaden the  $p_T$  spectrum, thus spoiling the  $x_T$ -scaling at values of  $p_T \leq 7.5$  GeV/c, at the ISR, and totally confusing the issue at fixed target incident energies of 200–400 GeV [15, 16] due to the relatively steep  $p_T$  spectrum (see Fig. 1), which results in a relatively strong broadening effect. It is also evident from Fig. 1 that hard-scattering, which is a relatively small component of the  $p_T$  spectrum at  $\sqrt{s} \sim 20$  GeV, dominates for  $p_T \geq 2$  GeV/c by nearly 2 orders of magnitude at RHIC c.m. energies compared to the soft physics  $e^{-6p_T}$  extrapolation [17].

The status of theory and experiment, circa 1980, is summarized by the first modern QCD calculation and prediction for high  $p_T$  single particle production in hadron-hadron collisions, in agreement with the data. The calculation by Jeff Owens and collaborators [18] included non-scaling and initial state radiation under the assumption that high  $p_T$  particles are produced from states with two roughly back-to-back jets which are the result of scattering of constituents of the nucleons (partons). The overall pp hard-scattering cross section in ‘leading logarithm’ pQCD is the sum over parton reactions  $a + b \rightarrow c + d$  (e.g.  $g + q \rightarrow g + q$ ) at parton-parton center-of-mass energy  $\sqrt{\hat{s}} = \sqrt{x_1 x_2 s}$ .

$$\frac{d^3\sigma}{dx_1 dx_2 d\cos\theta^*} = \frac{1}{s} \sum_{ab} f_a(x_1) f_b(x_2) \frac{\pi\alpha_s^2(Q^2)}{2x_1 x_2} \Sigma^{ab}(\cos\theta^*) \quad (2)$$

where  $f_a(x_1)$ ,  $f_b(x_2)$ , are parton distribution functions, the differential probabilities for partons  $a$  and  $b$  to carry momentum fractions  $x_1$  and  $x_2$  of their respective protons (e.g.  $u(x_2)$ ), and where  $\theta^*$  is the scattering angle in the parton-parton c.m. system. The characteristic subprocess angular distributions,  $\Sigma^{ab}(\cos\theta^*)$ , and the coupling constant,  $\alpha_s(Q^2) = \frac{12\pi}{25} \ln(Q^2/\Lambda^2)$ , are fundamental predictions of QCD [19,20].

The difficulty in finding jets in  $4\pi$  calorimeters at ISR or lower energies gave rise to many false claims, creating skepticism during the period 1977–82 [21], although jet effects are simply and directly visible using 2-particle correlations of high  $p_T$  particles. A ‘phase change’ in belief-in-jets was produced by one UA2 event at the 1982 ICHEP in Paris [22], which, together with the first direct measurement of the QCD constituent-scattering angular distribution,  $\Sigma^{ab}(\cos\theta^*)$  (Eq. 2), using two-particle correlations, presented at the same meeting (Fig. 3), gave universal credibility to the pQCD description of high  $p_T$  hadron physics [23–25]. The measurement of jets and jet properties via 2-particle correlations was a key element in understanding the details of high  $p_T$  production.

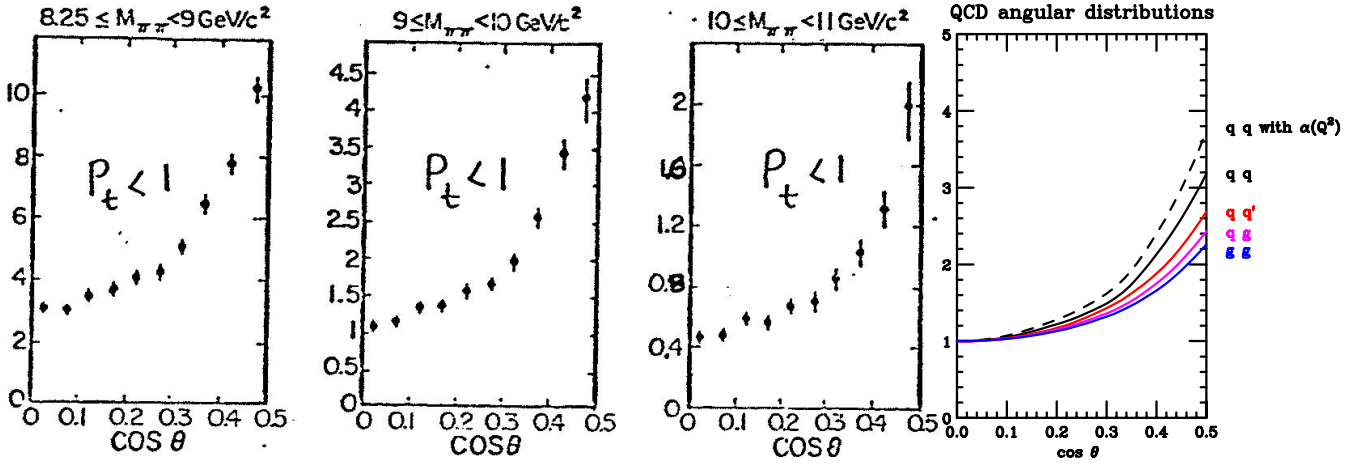


Fig. 3. Left 3 panels: CCOR measurement [22,26] of polar angular distributions of  $\pi^0$  pairs with  $P_t$  of the di-pion system  $< 1$  GeV/c at mid-rapidity in pp collisions with  $\sqrt{s} = 62.4$  GeV for 3 different values of  $\pi\pi$  invariant mass  $M_{\pi\pi}$ . Right panel: QCD predictions for  $\Sigma^{ab}(\cos\theta^*)$  for the elastic scattering of  $gg$ ,  $qq$ ,  $qq'$ ,  $qq$ , and  $qq$  with  $\alpha_s(Q^2)$  evolution

### 3 Almost everything you want to know about jets can be found with 2-particle correlations

Many ISR experiments provided excellent 2-particle correlation measurements [27]. The CCOR experiment [28] was the first to provide charged particle measurement with full and uniform acceptance over the entire azimuth, with pseudorapidity coverage  $-0.7 \leq \eta \leq 0.7$ , so that the jet structure of high  $p_T$  scattering could be easily seen and measured. In Fig. 4, the azimuthal distributions of associated charged particles relative to a  $\pi^0$  trigger with transverse momentum  $p_{Tt} > 7$  GeV/c are shown for three intervals of associated particle transverse momentum  $p_T$ . In all cases, strong correlation peaks on flat backgrounds are clearly visible, indicating the di-jet structure which is contained in an interval  $\Delta\phi = \pm 60^\circ$  about a direction towards and opposite to the trigger for all values of associated  $p_T$  ( $> 0.3$  GeV/c) shown. The width of the peaks about the trigger direction, or opposite to the trigger, indicates out-of-plane activity from the individual fragments of jets. The fact that the width ( $\Delta\phi$ ) of the away peak (Fig. 4, right) does not decrease in proportion to  $\sim \langle j_T \rangle / p_T$ , where  $\langle j_T \rangle$  is the mean transverse momentum of jet fragmentation, is indicative of the fact that the angular width of the away peak is dominated by the jet acoplanarity due to  $k_T$ , and not by the transverse momentum of fragmentation,  $j_T$ .

The same side peak shows the important property of “trigger bias” [29] on which the method of leading particles is based: due to the steeply falling power-law transverse momentum spectrum of the scattered partons, the inclusive single particle (e.g.  $\pi$ ) spectrum from jet fragmentation is dominated by fragments with large  $z$ , where  $z = p_{T\pi}/p_{Tq}$  is the fragmentation variable. The trigger bias was directly measured from these data by reconstructing the trigger jet from the associated charged particles with  $p_T \geq 0.3$  GeV/c, within  $\Delta\phi = \pm 60^\circ$  from the trigger particle, using  $p_{T\text{jet}} = p_{Tt} + 1.5 \sum p_T \cos(\Delta\phi)$ , where the factor 1.5 corrects the measured charged particles for missing neutrals. The measured  $z_{\text{trig}} = p_{Tt}/p_{T\text{jet}}$  distribu-

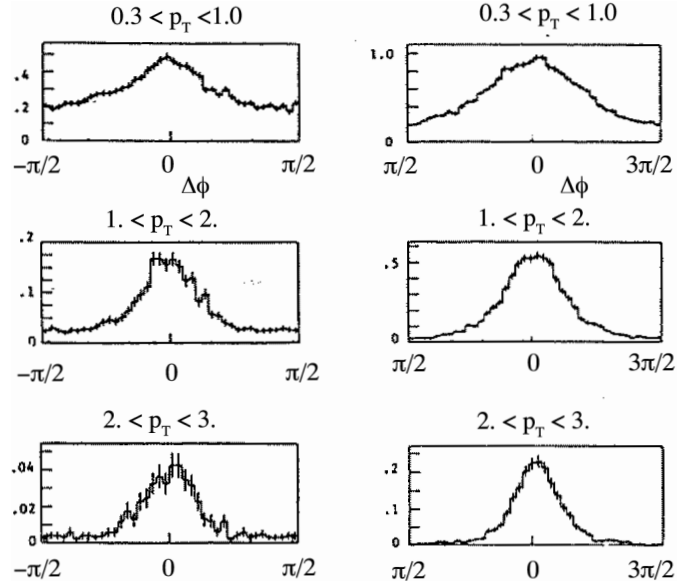


Fig. 4. Azimuthal distributions of charged particles of transverse momentum  $p_T$ , with respect to a trigger  $\pi^0$  with  $p_{Tt} \geq 7$  GeV/c, for 3 intervals of  $p_T$ . Left: for  $\Delta\phi = \pm\pi/2$  rad about the trigger particle. Right: for  $\Delta\phi = \pm\pi/2$  about  $\pi$  radians (i.e. directly opposite in azimuth) to the trigger. The trigger particle is restricted to  $|\eta| < 0.4$ , while the associated charged particles are in the range  $|\eta| \leq 0.7$

tions for 3 values of  $\sqrt{s}$  (Fig. 5) show the “unexpected” [30] property of  $x_T$  scaling. The jet properties,  $j_T$  and  $k_T$ , were also measured from these data [31], with the result that  $\langle j_T \rangle$  is a constant, independent of  $p_{Tt}$  and  $\sqrt{s}$ , as expected for fragmentation, but  $k_T$  increases with both  $p_{Tt}$  and  $\sqrt{s}$ , suggestive of a radiative origin, rather than an ‘intrinsic’ origin due to confinement.

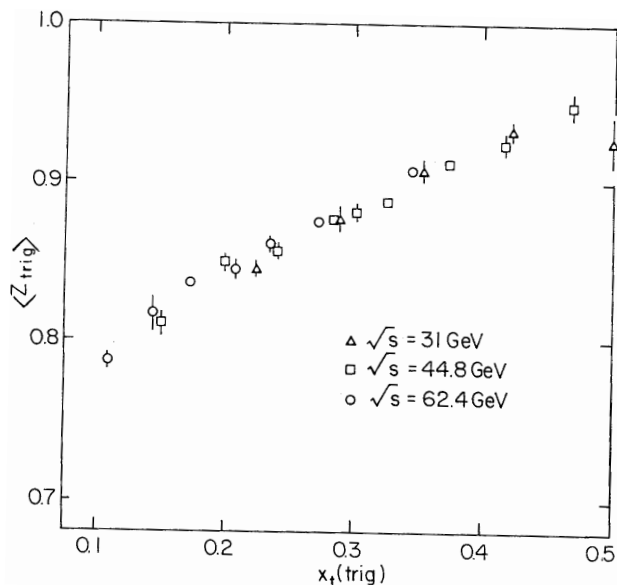


Fig. 5. CCOR [26] measurement of  $\langle z_{\text{trig}} \rangle$  as a function of  $x_{Tt} = 2p_{Tt}/\sqrt{s}$ .

#### 4 Application to RHIC

In 1998 [2], inspired by Rolf and collaborators, and before them by the work of Gyulassy [32] and Wang [33], I indicated that my best bet on discovering the QGP was to utilize semi-inclusive  $\pi^0$  or  $\pi^\pm$  production. I expressed my hope that the QGP would cause the hard-scattered, high  $p_T$  partons to lose all their energy and stop, so that the high  $p_T$  tail would ‘vanish’ for central Au+Au collisions. If the power-law tail would return when peripheral Au+Au collisions are selected, then this would be proof of a hot/dense/colorful medium (QGP?) in central Au+Au collisions. This is apparently what we see at RHIC [34].

The results of Sects. 1–3 enabled us to understand that  $\pi^0$  with  $p_T \geq 2 \text{ GeV}/c$  at mid-rapidity are produced, at RHIC, by hard-scattering in the region of  $x$  where QCD with  $T_{AB}$ -scaled structure functions is valid, so that the huge  $\pi^0$  suppression observed in central Au+Au collisions was indisputably new physics. These same simple arguments revealed that the behavior of the  $p$  and  $\bar{p}$  in the range  $2 \leq p_T \leq 4.5 \text{ GeV}/c$  in Au+Au collisions was anomalous, another important discovery [35] which was totally unanticipated and is as yet unexplained.

It is rewarding to see that the methods and concepts discussed here, such as  $j_T$ ,  $k_T$  [36],  $x_T$  scaling [11] and 2-particle correlations [37], are now in common use at RHIC as tools for gaining an understanding of the basic physics of jet suppression and its use as a probe of the medium produced.

#### References

1. R. Baier, QCD, Proc. IV Workshop, eds. H.M. Fried, B. Müller (World Scientific, Singapore, 1999), pp. 272–279
2. M. J. Tannenbaum, *ibid.*, pp. 280–285, pp 312–319

3. See e.g. Proc. Int. Work. Quark Gluon Plasma Signatures, eds. V. Bernard et al., (Ed. Frontieres, Gif-sur-Yvette, France, 1991)
4. F.W. Büsser et al., Phys. Lett. B **46**, 471 (1973) ; see also Proc. 16th Int. Conf. HEP, eds. J.D. Jackson, A. Roberts, (NAL, Batavia, IL, 1972) Vol. 3, p. 317
5. M. Banner et al., Phys. Lett. B **44**, 537 (1973)
6. B. Alper et al., Phys. Lett. B **44**, 521 (1973)
7. J.D. Bjorken Phys. Rev. D **179**, 1547 (1969)
8. S.M. Berman, J.D. Bjorken, J.B. Kogut, Phys. Rev. D **4**, 3388 (1971)
9. R. Blankenbecler, S.J. Brodsky, J.F. Gunion, Phys. Lett. B **42**, 461 (1972)
10. R.F. Cahalan, K.A. Geer, J. Kogut, L. Susskind, Phys. Rev. D **11**, 1199 (1975)
11. S.S. Adler et al., Phys. Rev. C **69**, 034910 (2004)
12. A.L.S. Angelis et al., Phys. Lett. B **79**, 505 (1978); see also A.G. Clark et al., Phys. Lett. B **74**, 267 (1978)
13. M. Della Negra et al., Nucl. Phys. B **127**, 1 (1977)
14. R.P. Feynman, R.D. Field, G.C. Fox, Nucl. Phys. B **128**, 1 (1977)
15. D. Antreasyan et al., Phys. Rev. Lett. **38**, 112 (1977)
16. For a contemporary view of the excitement of this period, and some more details, see M.J. Tannenbaum, Particles and Fields, 1979, AIP Conference Proceedings 59, eds. B. Margolis, D.G. Stairs, (American Institute of Physics, New York, 1980) pp. 263–309
17. S.S. Adler et al., Phys. Rev. Lett. **93**, 202002 (2004)
18. J.F. Owens, E. Reya, M. Glück, Phys. Rev. D **18**, 1501 (1978); J.F. Owens, J.D. Kimel, Phys. Rev. D **18**, 3313 (1978)
19. R. Cutler, D. Sivers, Phys. Rev. D **17**, 196 (1978); Phys. Rev. D **16**, 679 (1977)
20. B.L. Combridge, J. Kripfganz, J. Ranft, Phys. Lett. B **70**, 234 (1977)
21. For a review, see e.g. M.J. Tannenbaum, Int. J. Mod. Phys. A **4**, 3377 (1989)
22. Proc. 21st Int. Conf. HEP, Paris, 1982, eds. P. Petiau, M. Porneuf, J. Phys. C **3** (1982): see J. P. Repellin, p. C3-571; see also M.J. Tannenbaum, p. C3-134, G. Wolf, p. C3-525
23. J.F. Owens, Rev. Mod. Phys. **59**, 465 (1987) .
24. P. Darriulat, Ann. Rev. Nucl. Part. Sci. **30**, 159 (1980) .
25. L. DiLella, Ann. Rev. Nucl. Part. Sci. **35**, 107 (1985) .
26. A.L.S. Angelis et al., Nucl. Phys. B **209**, 284 (1982)
27. See e.g. Proc. XIV Rencontres de Moriond, March 11–23, 1979, Les Arcs, France, “Quarks, Gluons and Jets”, ed. J. Tran Thanh Van (Editions Frontières, France, 1979), H. Boggild, p. 321, M.J. Tannenbaum, p. 351, and references therein
28. A.L.S. Angelis et al., Physica Scripta **19**, 116 (1979)
29. M. Jacob and P. Landshoff, Phys. Repts. **48**, 286 (1978)
30. M. Jacob, Proc. EPS International Conference on High-Energy Physics, Geneva, June 27–July 4 1979 (CERN, Geneva, 1979) Volume 2, pp. 473–522
31. A.L.S. Angelis et al., Phys. Lett. B **97**, 163 (1980)
32. M. Gyulassy and M. Plümer, Phys. Lett. B **243**, 432 (1990)
33. X.-N. Wang and M. Gyulassy, Phys. Rev. Lett. **68**, 1480 (1992)
34. K. Adcox et al., Phys. Rev. Lett. **88**, 022301 (2002); S.S. Adler et al., Phys. Rev. Lett. **91**, 072301 (2003)
35. K. Adcox et al., Phys. Rev. Lett. **88**, 242301 (2002)
36. J. Rak et al., J. Phys. G **30**, S1309 (2004)
37. C. Adler et al., Phys. Rev. Lett. **90**, 082302 (2003)